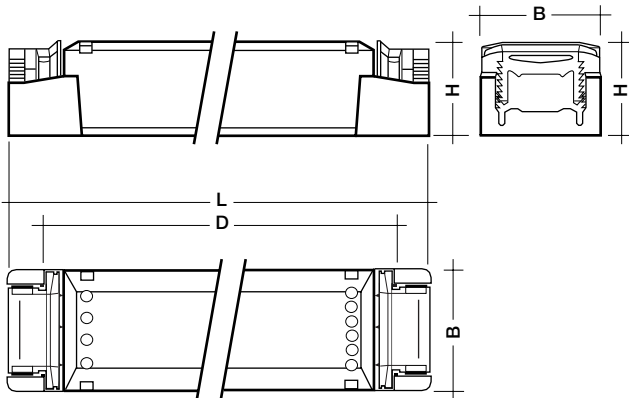




TE 0105 one4all sc 105 VA 230–240/12 V 50/60 Hz



- dimming range 1–100 %
- disturbance free, precise control with one4all interface: DALI, DSI, switchDIM
- error feed back and programmable features in both DALI and DSI mode
- lamp wattage 20–105 VA
- short-circuit switch-off with automatic restart
- protection against overheating and overload through regulation of output power with automatic reset

- protection class 2
- protection rating IP 20
- tool-free assembly of integrated strain-relief and terminal cover
- 6 pole terminal block on secondary side
- captive screw terminals
- individually packed with installation instructions
- DC operation possible, for use in emergency installations according to VDE 0108

**Packaging:**  
box of 20  
40 boxes/pallet  
800 pieces/pallet

**designed according to:**  
EN 55015  
EN 61000-3-2  
EN 61047  
EN 61347-2-2  
EN 61547

type		TE 0105 one4all sc 230–240/12V 105 VA
article number		86457873
primary voltage	V AC	230–240
primary voltage	V DC	230–240
input current at 230 V/50 Hz ①	A	0.46
frequency	Hz	0/50/60
secondary voltage ①	V	11.8
lamp wattage	VA	20–105
power reduction at DC	%	70
efficiency	%	> 94
power factor	λ	> 0.95
frequency of output	kHz	29
ambient temperature ta	°C	-25 to +55
rated max. temperature tc	°C	90
softstart		yes
dimming		DALI/DSI/switchDIM
dimensions L x W x H	mm	167 x 42 x 31
fixing centres D	mm	143–148
weight	kg	0.18
secondary terminal		6 pole

① valid at 100 % dimming level

### Dimming:

Dimming range 1% to 100%

Digital control with:

- DSI signal: 8 bit Manchester Code  
Maximum speed 1% to 100% in 1.4 s
  - DALI signal: 16 bit Manchester Code  
Maximum speed 1% to 100% in <0.7 s
- Programmable parameters:
- Minimum dimming level
  - Maximum dimming level
  - Programmable range  
 $1\% \leq \text{MIN} \leq \text{MAX} \leq 100\%$
  - Default minimum = 1%
  - Default maximum = 100%

Dimming curve is adapted to eye sensitivity.

### Control input (DA/D1/D2):

Digital DALI/DSI signal or switchDIM can be wired on the same terminals DA/D1/D2.

### Digital signal DALI/DSI:

The control input is non-polar and protected against accidental connection with a mains voltage up to 264 V. The control signal is not SELV. Control cable should be installed in accordance to the requirements of low voltage installations. Different functions depending on control modules.

### Light output level in DC operation:

Programmable from 1% to 70%

Programming by extended DSI signal (16 bit) via eDSI.

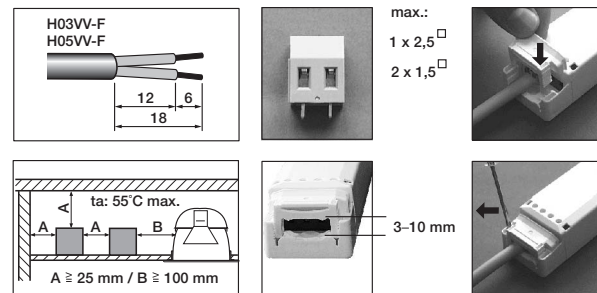
Default value is 70%

In DC operation dimming is not possible.

### Error feedback:

- DSI signal:  
lamp failure (open circuit, short-circuit)
- DALI signal:  
lamp failure (open circuit, short-circuit)  
thermal switch off

### Installation instructions:

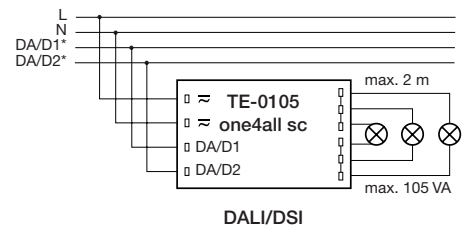
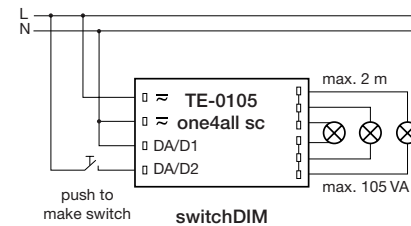


### switchDIM:

Integrated switchDIM function allows a direct connection of a push to make switch for dimming and switching.

Brief push (50–600 ms) switches transformers ON and OFF. The transformers switch-ON at light level set at switch-OFF.

When the push to make switch is held, TE one4all are dimmed. After repush the TE one4all is dimmed in the opposite direction. In installations with TE one4all with different dimming levels or opposite dimming directions (e.g. after a system extension), all TE one4all can be synchronized to 50% dimming level by a 10 s push. The dimming direction will be “down” for the next push.



\* digital signal DALI or DSI

### Loading of automatic circuit breakers (B, C, K):

Automatic circuit breaker type	10 A	13 A	16 A	20 A
Installation Ø	1.5 mm <sup>2</sup>	1.5 mm <sup>2</sup>	1.5 mm <sup>2</sup>	2.5 mm <sup>2</sup>
TE-0105 one4all sc	20	26	32	40